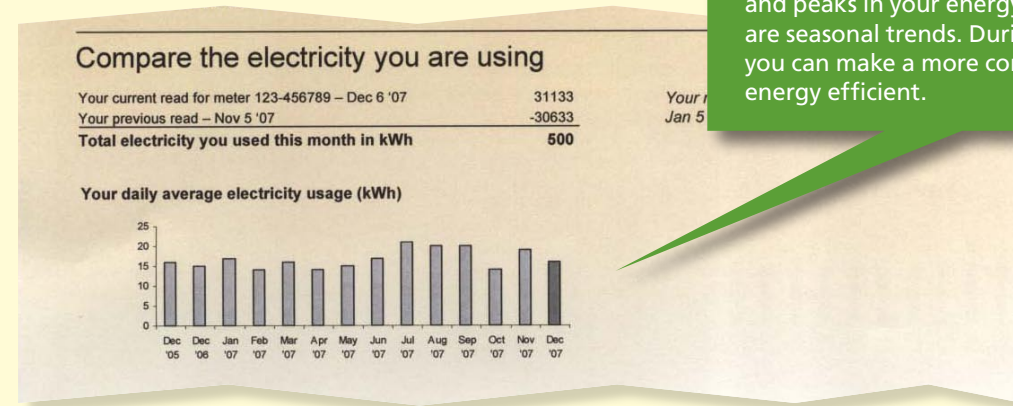


SCE's New Residential Bill

A COMPREHENSIVE GUIDE

Southern California Edison (SCE) is providing you with this comprehensive guide to help you better understand your energy bill, and ultimately help you manage your energy use. Your SCE bill now provides useful tools and offers a more complete picture of the electricity you use. These tools and features can help you decide where and when you can save more energy. You'll not only save money, you'll also assist California in conserving valuable energy resources now and well into the future.

You'll find improved and simplified features that make it easier to manage your bill.



KEY FEATURE

Historical Usage Chart

Compare your energy usage from month to month. You will be able to see the dips and peaks in your energy usage and if there are seasonal trends. During these times, you can make a more conscious effort to be energy efficient.

000-000

APARTMENT #	
STATE	ZIP CODE
E-MAIL ADDRESS	

Direct Payment (Automatic Debit) Enrollment: 0-00-000-0000
I hereby authorize SCE and my financial institution to automatically deduct my monthly payment from the checking account as shown on my enclosed check, ten calendar days after my bill is mailed.

Signature _____ Date _____

To change your checking account information or to be removed from the Direct Payment program please call SCE @ 1-800-655-4555

KEY FEATURE

Direct Payment (Automatic Debit)

Did you know that you can have your payment automatically debited from your checking account. You can also view and pay your SCE bills online anytime, day or night? It's secure, convenient and keeps you in control — avoid writing checks and costly stamps. Visit www.sce.com to enroll.

SCE's New Residential Bill

A COMPREHENSIVE GUIDE

This guide will take you step-by-step through reading and understanding your monthly energy bill, your energy usage and how your costs are calculated.

SOUTHERN CALIFORNIA EDISON
An EDISON INTERNATIONAL® Company

P.O. Box 600
Rosemead, CA
91771-0001
www.sce.com

Your electricity bill
Valued Customer / Page 1 of 6

For billing and service inquiries
Call 1-800-684-8123, 24 hrs a day, 7 days a week
Date bill prepared: Dec 7 '07

Customer account 2-00-000-0000
Service number 3-000-0000-00
54321 Any Ave
Monterey Park, CA 91755
Rotating outage Group A123

Your account summary

Amount of your last bill	\$70.30
Payment we received on Nov 22 '07 – thank you	-\$70.30
Balance forward	\$0.00
Your new charges	\$74.34
Total amount you owe by Dec 27 '07	\$74.34

Compare the electricity you are using

Your current read for meter 123-456789 – Dec 6 '07	31133	<i>Your next meter read will be on or about Jan 5 '08.</i>
Your previous read – Nov 5 '07	-30633	
Total electricity you used this month in kWh	500	

Your daily average electricity usage (kWh)

Please return the payment stub below with your payment and make your check payable to Southern California Edison.
If you want to pay in person, call 1-800-747-8908 for locations, or you can pay online at www.sce.com.

Customer account 2-00-000-0000
Please write this number on your check. Make your check payable to Southern California Edison.

Amount due by Dec 27 '07 \$74.34
Amount enclosed \$

VALUED CUSTOMER
54321 ANY AVE
MONTREYPK, CA 91755

P.O. BOX 600
ROSEMEAD, CA 91771-0001

00 000 0000 00000000 00000000000000000000000000000000

Change of Mailing Address: 0-00-000-000

STREET#	STREET NAME	APARTMENT #
CITY	STATE	ZIP CODE
TELEPHONE #	E-MAIL ADDRESS	

Direct Payment (Automatic Debit) Enrollment: 0-00-000-0000
I hereby authorize SCE and my financial institution to automatically deduct my monthly payment from the checking account as shown on my enclosed check, ten calendar days after my bill is mailed.

Signature _____ Date _____

To change your checking account information or to be removed from the Direct Payment program please call SCE @ 1-800-655-4555



Key Features

1 Historical usage chart

This chart shows your current usage compared to your usage during the same billing period last year and from two years ago.

2 Direct payment

You can sign up for direct payment (automatic debit) from your checking account.

3 Change of mailing address

Update your billing address, account information or provide an e-mail address.

4 Current usage graph

This indicates where your current usage for the billing period falls. As your usage escalates, so does your price per kilowatt.

? Where do I find...

5 My account number?

6 How much electricity I used?

7 How much do I owe and when is the payment due?

8 When this bill was prepared?

9 When the next read of my meter is?

10 Specific breakdown of the charges?

+ Glossary

11 Rotating outage group

This is the number of the circuit group to which your service account is assigned. You will find a complete definition on the back of the bill.

12 Your rate schedule

This identifies your current SCE rate used to calculate your bill.


13 Billing period

This section is the number of days in the current billing period and the season used for billing purposes. It also provides a summary of your delivery and generation charges.

14 Delivery charges

Consist of the following charges:

- Basic charge:** Covers basic services such as bill preparation, meters, meter reading and customer billing.
- Transmission charges:** Charges associated with transporting electricity over long distances, such as from generating stations to substations in your neighborhood.
- Distribution charges:** Charges associated with transporting electricity from your neighborhood substation to your home or business.
- Nuclear decommissioning charges:** CPUC-mandated charges to pay for dismantling SCE's nuclear power plants after they are retired from operation.
- Public purpose program charges:** This charge covers the cost for state-mandated programs, such as the California Alternate Rates for Energy (CARE) discount and energy efficiency programs.
- Trust transfer amount:** Reflects the Fixed Transmission Amount (FTA), chargeable to residential and small commercial customers pursuant to state law and a financing order issued by the CPUC.


SOUTHERN CALIFORNIA EDISON
An EDISON INTERNATIONAL® Company

Valued Customer / Page 3 of 6

10

Details of your new charges

12 Your rate: Domestic
Billing Period: Nov 5 '07 – Dec 6 '07 (31 days)

14 **Delivery charges**

Basic charge	31 days x \$0.02900	\$0.90
Energy – Summer		
Tier 1 (within your baseline)	313 kWh x \$0.06825	\$21.36
Tier 2 (up to 30% over)	94 kWh x \$0.06777	\$6.37
Tier 3 (31% to 100%)	93 kWh x \$0.06777	\$6.30
DWR bond charge	500 kWh x \$0.00469	\$2.35
Generation charges		
DWR		
Energy – Summer	147 kWh x \$0.09490	\$13.95
SCE		
Energy - Summer		
Tier 1 (within your baseline)	221 kWh x \$0.02650	\$5.86
Tier 2 (up to 30% over)	66 kWh x \$0.05373	\$3.55
Tier 3 (31% to 100%)	66 kWh x \$0.17318	\$11.43
Subtotal of your new charges		
Monterey Park Utility User Tax	\$72.07 x 3.0%	\$2.16
State tax	500 kWh x \$0.00022	\$0.11
Your new charges		\$74.34

13

Your Delivery charges include:

- \$2.63 transmission charges
- \$24.86 distribution charges
- \$0.29 nuclear decommissioning charges
- \$3.54 public purpose program charge
- \$3.57 trust transfer amount

Your Generation charges include:

- \$0.64 competitive transition charge


Your overall energy charges include:

- \$ 2.56 franchise fees

Additional Information:

- DWR provided 29.539% of the energy you used this month
- Your baseline allowance: 313 kWh

4



Tier 1 Tier 2 Tier 3 Tier 4 Tier 5

You may be able to lower your monthly bill...
 Your usage for this billing period falls in the third tier. As your usage escalates within the tiers, so does your price per kilowatt. To get a better understanding of tiers and potentially save money, visit us online at www.sce.com.

Things you should know

Get \$35 ...

Let SCE pick up and recycle your old, inefficient, working refrigerator or freezer and receive \$35. Program funds are limited, so call 1-800-234-9722 or visit www.sce.com and click on rebates and savings today! Terms and conditions apply.

15 Generation charges

Consist of the following charges:

- DWR bond charge:** Bonds issued by the Department of Water Resources (DWR) to cover the cost of buying power for customers during the energy crisis are being repaid through a portion of your electric bill.
- DWR:** These charges include DWR Generation Charges for that portion of your energy usage provided by the Department of Water Resources and are being collected by SCE as an agent for DWR.
- SCE Generation:** These charges reflect the amount included in your rate for recovery of energy procurement and generation costs for that portion of your energy provided by SCE.

16 Taxes and Other

The sum of all charges resulting from the calculation of Public Utilities Commission Reimbursement Fee, city tax, state tax and any affiliate billing charges.